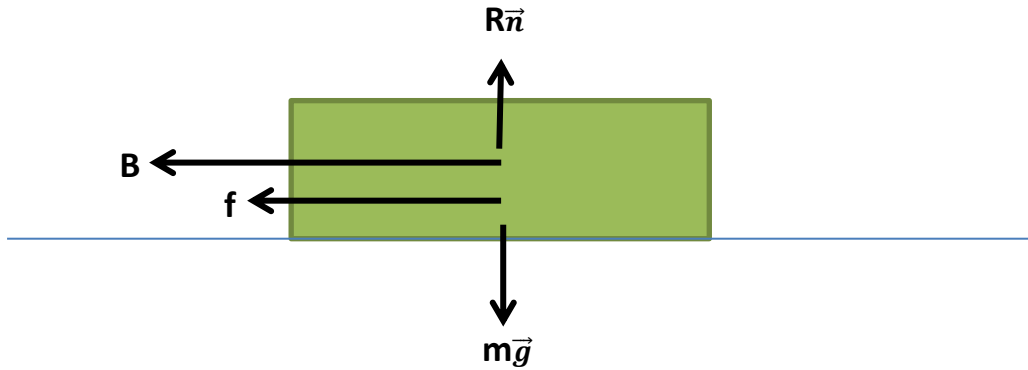


**APPENDIX E**

**LINE 5 – PARIS METRO**

### E.1. Determine the braking acceleration

Determining the braking acceleration will be done by the mechanical model. The step of determining the braking acceleration will be examined by dividing the mechanical form of the train.



The equation as follow :

$$-B - f + R\vec{n} - m\vec{g} = m.a$$

Braking forces = 1900 N/ton

Mass train = 106 ton =  $10.6 \cdot 10^4$  kg

$$\begin{aligned} B &= 1900 \text{ N/ton} \cdot 106 \text{ ton} \\ &= 201,400 \text{ N} \end{aligned}$$

Friction forces = 100 N/ton

$$\begin{aligned} f &= 100 \text{ N/ton} \cdot 106 \text{ ton} \\ &= 10600 \text{ N} \end{aligned}$$

Then :

$$-B - f = m.a$$

$$-201,400 \text{ N} - 10,600 \text{ N} = 10.6 \cdot 10^4 \cdot a$$

$$a = -2 \text{ m/s}^2$$

Result : The acceleration (negative) after the braking point is  $-2 \text{ m/s}^2$ . In this research negative acceleration symbolized by  $-K$ .

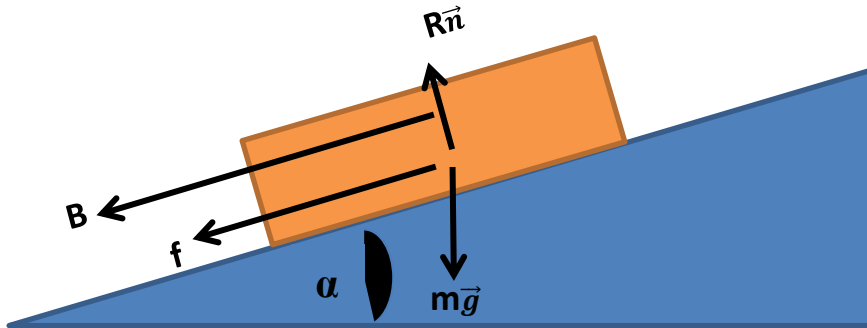
## E.2. Determine braking state

The velocity after the braking is 20 km/h which is 5.56 m/s. But in this process the braking velocity will be re-determined if the braking velocity do not utilize on the maximum state.

There is 3 state of the train when the brakes applied which is  $(t_b, d_b, v_b)$  . So to determine the braking point is following the equation below :

$$d_b = \frac{v_b^2}{2(K+a_g)}$$

$a_g$  = acceleration due to the gradient of the track, in this research the assumption of there is no gradient will be applied.



So, the braking point will be :

$$d_b = \frac{v_b^2}{2(K+a_g)}$$

$$= \frac{5.56^2}{2(2+0)}$$

$$= 7.7284 \text{ m}$$

To recheck if the velocity of the brake is at the maximum state can use the following equation :

$$v_b = \sqrt{2(K+a_g) \cdot d_b}$$

$$= \sqrt{2(2+0) \cdot 7.7284}$$

$$= 5.56 \text{ m/s}$$

Result : The braking point before the next station is 7.7284m with braking velocity 5.56m/s.

**E.3. Determine the coasting phase**

To determine the coasting point we can use the following equation :

$$V_t = V_0 + a.t$$

$$19.44 = 0 + 1 . t$$

$$t_{\text{acceleration}} = 19.44 \text{ s}$$

So the distance that has been travelled during the acceleration phase is :

$$\begin{aligned} S &= V_0.t + 0.5.a.t^2 \\ &= 0. 19.44 + 0.5 . 1 . 19.44^2 \\ &= 188.18 \text{ m} \end{aligned}$$

The travelled distance during the coast phase as following equation :

$$S_c = \text{Total length interstation} - S - db$$

$$\begin{aligned} S_c &= 695\text{m} - 188.18\text{m} - 7.7284\text{m} \\ &= 499.0916 \text{ m} \end{aligned}$$

**E.4. Determine the acceleration of the coasting phase**

The acceleration of the coasting during the coasting phase will be varies as the following equation

$$\begin{aligned} S_c &= \frac{V^2 - V_b^2}{2ac} \\ 499.0916 &= \frac{19.44^2 - 5.56^2}{2ac} \\ a_c &= 0.35 \text{ m/s.} \end{aligned}$$

**E.5. Proposed Model**

There are several point on this proposed model which is :

1. The duration time
2. The energy consumption
  - Energy using during the acceleration phase for 1 station
  - Energy using during the coasting phase for 1 station
  - Energy using during the braking phase for 1 station
  - Total energy using for 1 station
  - Total energy using for 1 line which is LINE 5
3. Implementation and analysis for the proposed model

**E.5.1. The duration time**

The duration of the brake phase is :

$$\begin{aligned} T_b &= \frac{V_b}{K+a_g} \\ &= \frac{5.56}{2} \\ &= 2.78s \end{aligned}$$

The coasting time will be

$$S = V_0 t + 0.5 \cdot a \cdot t^2$$

$$499.0916 = 19.44 \cdot t + 0.5 \cdot 0.35 \cdot t^2$$

$$t_{\text{coasting}} = 21.51s$$

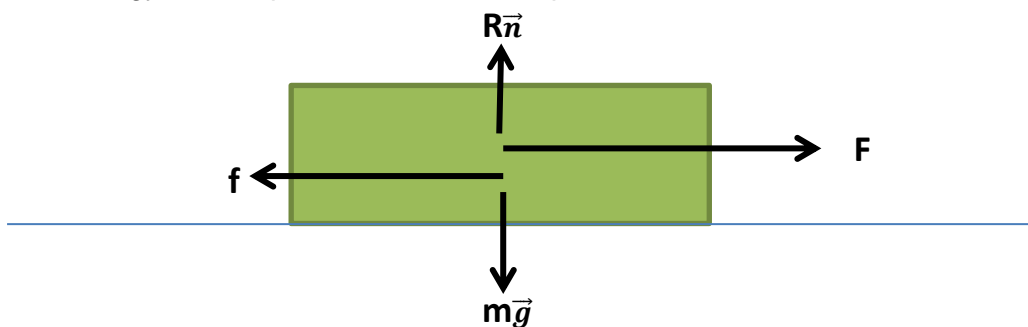
$$\text{Total time for the journey} = t_{\text{acceleration}} + t_{\text{coasting}} + t_{\text{braking}}$$

$$= 19.44 + 21.51 + 2.78$$

$$= 43.73 \text{ s}$$

**E.5.2. The energy consumption**

- The energy consumption for acceleration phase for 1 station



$$F - f + R\vec{n} - m\vec{g} = m \cdot a$$

$$F = f + m \cdot a$$

$$= 100 \cdot 106 + 106000 \cdot 1$$

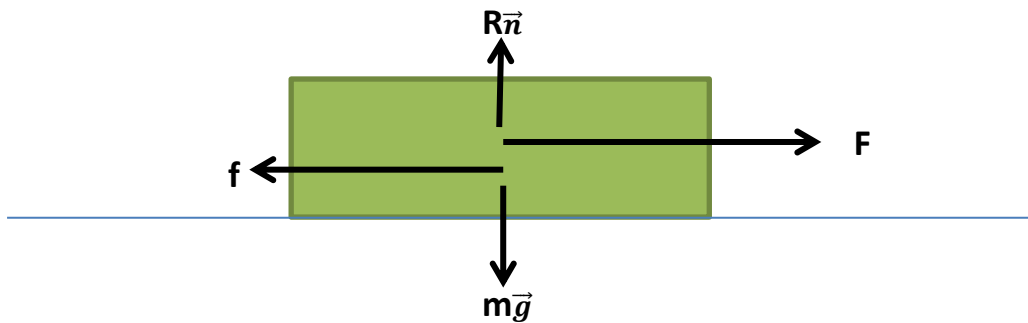
$$= 116,600 \text{ N}$$

$$\text{Energy} = F \cdot S$$

$$= 116,600 \cdot 188.18$$

$$= 21,941,788 \text{ J}$$

- The energy consumption for coasting phase for 1 station



$$F - f + R\vec{n} - m\vec{g} = m.a$$

$$F = f + m.a$$

$$= 100 \cdot 106 + 106,000 \cdot 0.35$$

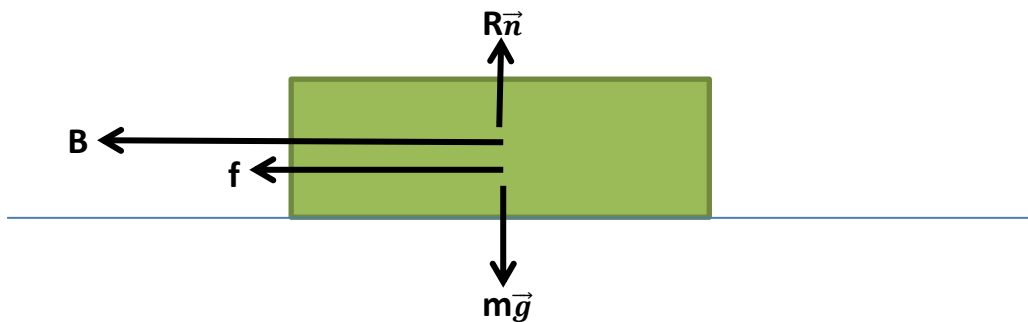
$$= 47,700 \text{ N}$$

$$\text{Energy} = F.S$$

$$= 47,700 \cdot 499.0916$$

$$= 23,806,669.32 \text{ J}$$

- The energy consumption for braking phase for 1 station



$$-B - f + R\vec{n} - m\vec{g} = m.a$$

$$-B = m.a + f$$

$$= 106,000 \cdot 2 + 1,900 \cdot 106$$

$$= 413,400 \text{ N}$$

$$\text{Energy} = |B| \cdot d$$

$$= 413,400 \cdot 7.7284$$

$$= 3,194,920.56 \text{ J}$$

- Total energy using for 1 station

$$\begin{aligned}
 \text{Energy Total} &= \text{Energy}_{\text{acceleration}} + \text{Energy}_{\text{coasting}} + \text{Energy}_{\text{braking}} \\
 &= 21,941,788 \text{ J} + 23,806,669.32 \text{ J} + 3,194,920.56 \text{ J} \\
 &= 48,943,377 \text{ J}
 \end{aligned}$$

- Total energy consumption for line 5

$$\begin{aligned}
 \text{Total energy consumption} &= 22 \text{ station} \cdot \text{Energy Total} \\
 &= 22 \cdot 45,996,027.53 \text{ J} \\
 &= 1,076,754,313 \text{ J}
 \end{aligned}$$

### E.5.3. Implementation and Analysis

The power consumption for the initial system is 1080KW. So the energy consumption for the line 1 with 26 station is  $1080 \text{ kW} \times 26 \text{ menit} = 466 \text{ kWh} = 1,677,600,000 \text{ Joule}$ . With the proposed model, we can save the energy up to 600,845,687 J or 166.9 kWh.

From the [www.carbontrust.co.uk/energy](http://www.carbontrust.co.uk/energy) , we can convert the energy into Carbon and CO<sub>2</sub> emission. The carbon and CO<sub>2</sub> emission saving can be seen in Table E.1

Table E.1 Carbon and CO<sub>2</sub> emission

Fuel		Line 5	
		kg C	kg Co2
Grid electricity	Delivered	19,5273	71,767
	Primary	174,4606	27,72209
Natural gas		8,64542	31,711
Coal		13,63573	50,07
Coke		16,8569	61,753
Petroleum Coke		15,47163	56,746
Gas / diesel oil		11,3492	41,725
Heavy fuel oil		11,83321	43,394
Petrol		10,93195	40,056
LPG		9,56337	35,049
Jet Kerosene		10,93195	40,056
Ethane		9,09605	33,38
Naphtha		11,83321	43,394
Refinery gas		9,09605	33,38